






OFFICIAL FINAL CLASSIFICATION

25/09/2022 - 17:00 - PAGE 1

| POS | NATION/RIDERS | SECTION SCORES (2 best riders) | | | | | | | | | | | | | | | SCORE | TIME | LAPTIME | SCORE | TIME | RUNTIME | TOTAL | | | |
|--|--|--------------------------------|----|----|----|----|----|----|----|----|-----|-----|-----|-----|-----|-----|-------|-----------|----------|----------------|----------|----------------|------------|---|----|---|
|  RFME | 1 SPAIN | S1 | S2 | S3 | S4 | S5 | S6 | S7 | S8 | S9 | S10 | S11 | S12 | S13 | S14 | S15 | SCORE | TIME | LAPTIME | 9 | 0 | 4:50:51 | 9 | | | |
| | 1 BOU Toni-Montesa | 0 | 0 | 0 | 0 | 0 | 0 | 0 | 6 | 0 | 0 | 0 | 1 | 1 | 0 | 0 | L1 | 8 | 0 | 2:47:31 | 0 | 1 | 2 | 3 | 5 | P |
| | 2 BUSTO Jaime-Vertigo 3 RAGA Adam-TRRS | 0 | 0 | 0 | 0 | 0 | 0 | 0 | 1 | 0 | 0 | 0 | 0 | 0 | 0 | 0 | L2 | 1 | 0 | 2:03:20 | 75 | 9 | 1 | 0 | 5 | 0 |
|  FMI | 2 ITALY | S1 | S2 | S3 | S4 | S5 | S6 | S7 | S8 | S9 | S10 | S11 | S12 | S13 | S14 | S15 | SCORE | TIME | LAPTIME | 31 | 0 | 4:45:43 | 31 | | | |
| | 7 GRATTAROLA Matteo-Beta | 0 | 0 | 0 | 0 | 1 | 0 | 1 | 10 | 1 | 0 | 0 | 8 | 1 | 1 | 0 | L1 | 23 | 0 | 2:45:45 | 0 | 1 | 2 | 3 | 5 | P |
| | 8 PETRELLA Luca-GASGAS 9 GANDOLA Lorenzo-Beta | 0 | 0 | 0 | 0 | 0 | 0 | 0 | 0 | 6 | 0 | 0 | 2 | 0 | 0 | 0 | L2 | 8 | 0 | 1:59:58 | 58 | 14 | 0 | 3 | 15 | 0 |
|  ACU | 3 GREAT BRITAIN | S1 | S2 | S3 | S4 | S5 | S6 | S7 | S8 | S9 | S10 | S11 | S12 | S13 | S14 | S15 | SCORE | TIME | LAPTIME | 52 | 0 | 4:47:54 | 52 | | | |
| | 10 PEACE Jack-Sherco | 0 | 0 | 1 | 0 | 0 | 2 | 0 | 10 | 3 | 0 | 5 | 10 | 2 | 0 | 0 | L1 | 33 | 0 | 2:47:52 | 0 | 1 | 2 | 3 | 5 | P |
| | 11 GREEN Billy-Scorpa 12 MARTYN Toby-TRRS | 0 | 0 | 0 | 0 | 0 | 0 | 5 | 0 | 10 | 0 | 0 | 3 | 1 | 0 | 0 | L2 | 19 | 0 | 2:00:02 | 52 | 14 | 2 | 1 | 21 | 0 |
|  FFM | 4 FRANCE | S1 | S2 | S3 | S4 | S5 | S6 | S7 | S8 | S9 | S10 | S11 | S12 | S13 | S14 | S15 | SCORE | TIME | LAPTIME | 70 | 0 | 4:48:38 | 70 | | | |
| | 4 BINCAZ Benoit-GASGAS | 0 | 5 | 1 | 0 | 10 | 2 | 1 | 6 | 1 | 0 | 1 | 7 | 2 | 0 | 1 | L1 | 37 | 0 | 2:47:52 | 0 | 1 | 2 | 3 | 5 | P |
| | 5 DUFRESE Hugo-Vertigo 6 CHATAGNO Gael-Electric Motion | 0 | 0 | 0 | 0 | 10 | 0 | 7 | 4 | 5 | 0 | 0 | 6 | 1 | 0 | 0 | L2 | 33 | 0 | 2:00:46 | 39 | 11 | 4 | 3 | 33 | 0 |
|  NMF | 5 NORWAY | S1 | S2 | S3 | S4 | S5 | S6 | S7 | S8 | S9 | S10 | S11 | S12 | S13 | S14 | S15 | SCORE | TIME | LAPTIME | 116 | 0 | 4:46:15 | 116 | | | |
| | 16 HAGA Sondre-Beta | 10 | 5 | 3 | 0 | 5 | 10 | 4 | 10 | 6 | 5 | 1 | 10 | 10 | 6 | 0 | L1 | 85 | 0 | 2:46:42 | 0 | 1 | 2 | 3 | 5 | P |
| | 17 NILSEN Mats-TRRS 18 VOLD GUNVALDSEN Jarand-matias-TRRS | 0 | 0 | 1 | 0 | 0 | 1 | 1 | 10 | 10 | 0 | 0 | 6 | 2 | 0 | 0 | L2 | 31 | 0 | 1:59:33 | 32 | 13 | 0 | 3 | 42 | 0 |

OFFICIAL FINAL CLASSIFICATION

25/09/2022 - 17:00 - PAGE 1

| POS | NATION/RIDERS | SECTION SCORES (2 best riders) | | | | | | | | | | | | | | | SCORE | TIME | LAPTIME | SCORE | TIME | RUNTIME | TOTAL |
|-----|--|--------------------------------|----|----|----|----|----|----|----|----|-----|-----|-----|-----|-----|-----|-------|--------------|----------------|--------------------------|-------------|----------------|----------------|
| | 1 CZECH REPUBLIC 204 KROUSTEK Martin-TRRS 205 MATEJCEK Martin-GASGAS 206 FABIAN David-Beta | S1 | S2 | S3 | S4 | S5 | S6 | S7 | S8 | S9 | S10 | S11 | S12 | S13 | S14 | S15 | SCORE | TIME | LAPTIME | 7 0 4:30:55 7 | 0 1 2 3 5 P | 78 7 1 1 3 0 | |
| | | 0 | 0 | 0 | 0 | 1 | 0 | 0 | 0 | 0 | 0 | 0 | 1 | 0 | 0 | 5 | 0 | L1 | 7 0 | | | | 2:39:06 |
| | | 0 | 0 | 0 | 0 | 0 | 0 | 0 | 0 | 0 | 0 | 0 | 0 | 0 | 0 | 0 | 0 | L2 | 0 0 | | | | 1:51:49 |
| | 2 GERMANY 246 KADLEC Franz-Xaver-TRRS 247 KRAFT Joschka-TRRS 248 REUMSCHUSSEL Paul-TRRS | S1 | S2 | S3 | S4 | S5 | S6 | S7 | S8 | S9 | S10 | S11 | S12 | S13 | S14 | S15 | SCORE | TIME | LAPTIME | 10 0 4:03:47 10 | 0 1 2 3 5 P | 74 10 1 0 5 0 | |
| | | 0 | 0 | 0 | 0 | 0 | 0 | 0 | 0 | 2 | 0 | 0 | 0 | 1 | 6 | 0 | L1 | 9 0 | 2:22:22 | | | | |
| | | 0 | 0 | 0 | 0 | 0 | 0 | 0 | 0 | 0 | 0 | 0 | 0 | 1 | 0 | 0 | 0 | L2 | 1 0 | | | | 1:41:25 |
| | 3 AUSTRIA 213 MEMPOR Marco-GASGAS 214 SCHOLLAR Fabio-GASGAS 215 WIMMER Philipp-TRRS | S1 | S2 | S3 | S4 | S5 | S6 | S7 | S8 | S9 | S10 | S11 | S12 | S13 | S14 | S15 | SCORE | TIME | LAPTIME | 17 0 4:05:24 17 | 0 1 2 3 5 P | 63 7 0 3 17 0 | |
| | | 0 | 0 | 0 | 0 | 0 | 0 | 1 | 0 | 5 | 1 | 5 | 3 | 1 | 1 | 0 | L1 | 17 0 | 2:21:53 | | | | |
| | | 0 | 0 | 0 | 0 | 0 | 0 | 0 | 0 | 0 | 0 | 0 | 0 | 0 | 0 | 0 | 0 | L2 | 0 0 | | | | 1:43:31 |
| | 4 SWEDEN 219 ALMTHEN Limus-Beta 220 JOHANSSON Fredrik-Beta 221 SUNDBERG Max-Beta | S1 | S2 | S3 | S4 | S5 | S6 | S7 | S8 | S9 | S10 | S11 | S12 | S13 | S14 | S15 | SCORE | TIME | LAPTIME | 18 0 4:23:19 18 | 0 1 2 3 5 P | 67 12 3 1 7 0 | |
| | | 0 | 0 | 0 | 1 | 0 | 0 | 3 | 0 | 1 | 1 | 0 | 1 | 0 | 10 | 0 | L1 | 17 0 | 2:32:10 | | | | |
| | | 0 | 0 | 0 | 0 | 0 | 0 | 0 | 0 | 0 | 0 | 0 | 0 | 1 | 0 | 0 | 0 | L2 | 1 0 | | | | 1:51:09 |
| | 5 AUSTRALIA 240 MIDDLETON Kyle-TRRS 241 BAYLES Christopher-TRRS 242 HOGAN Connor-GASGAS | S1 | S2 | S3 | S4 | S5 | S6 | S7 | S8 | S9 | S10 | S11 | S12 | S13 | S14 | S15 | SCORE | TIME | LAPTIME | 22 0 4:04:40 22 | 0 1 2 3 5 P | 70 4 3 2 11 0 | |
| | | 0 | 0 | 0 | 2 | 0 | 0 | 0 | 0 | 1 | 5 | 0 | 0 | 0 | 8 | 0 | L1 | 16 0 | 2:22:41 | | | | |
| | | 0 | 0 | 0 | 0 | 0 | 0 | 0 | 0 | 1 | 0 | 5 | 0 | 0 | 0 | 0 | 0 | L2 | 6 0 | | | | 1:41:59 |
| | 6 UNITED STATES 210 BLANC-GONNET Daniel-GASGAS 211 ROPER Josh-GASGAS 212 MYERS Alex-Scorpa | S1 | S2 | S3 | S4 | S5 | S6 | S7 | S8 | S9 | S10 | S11 | S12 | S13 | S14 | S15 | SCORE | TIME | LAPTIME | 24 0 4:26:50 24 | 0 1 2 3 5 P | 68 5 6 1 10 0 | |
| | | 0 | 0 | 0 | 2 | 0 | 0 | 2 | 0 | 0 | 7 | 5 | 0 | 0 | 7 | 0 | L1 | 23 0 | 2:38:39 | | | | |
| | | 0 | 0 | 0 | 0 | 0 | 0 | 0 | 0 | 0 | 0 | 0 | 0 | 1 | 0 | 0 | 0 | L2 | 1 0 | | | | 1:48:11 |
| | 7 BELGIUM 216 DEFOURNY Nicolas-Beta 217 MATTEUWS Emile-Vertigo 218 MATHY Maxime-GASGAS | S1 | S2 | S3 | S4 | S5 | S6 | S7 | S8 | S9 | S10 | S11 | S12 | S13 | S14 | S15 | SCORE | TIME | LAPTIME | 24 0 4:32:27 24 | 0 1 2 3 5 P | 66 6 1 4 13 0 | |
| | | 0 | 0 | 0 | 3 | 0 | 0 | 1 | 0 | 0 | 0 | 5 | 0 | 0 | 7 | 0 | L1 | 16 0 | 2:40:56 | | | | |
| | | 0 | 0 | 0 | 3 | 0 | 0 | 0 | 0 | 0 | 0 | 0 | 0 | 0 | 5 | 0 | L2 | 8 0 | 1:51:31 | | | | |
| | 8 POLAND 222 ZYZNOWSKI Milosz-GASGAS 223 RYNCARZ Pawel-GASGAS 224 SOCKO Jakub-Vertigo | S1 | S2 | S3 | S4 | S5 | S6 | S7 | S8 | S9 | S10 | S11 | S12 | S13 | S14 | S15 | SCORE | TIME | LAPTIME | 34 0 4:36:34 34 | 0 1 2 3 5 P | 61 7 4 2 16 0 | |
| | | 0 | 0 | 0 | 5 | 0 | 0 | 1 | 0 | 2 | 5 | 10 | 2 | 0 | 7 | 0 | L1 | 32 0 | 2:45:56 | | | | |
| | | 0 | 0 | 0 | 0 | 0 | 0 | 0 | 0 | 0 | 0 | 0 | 1 | 1 | 0 | 0 | 0 | L2 | 2 0 | | | | 1:50:38 |
| | 9 IRELAND 252 DOYLE Sean-Scorpa 253 HANLON Josh-Beta 254 MCCLURG Stuart-TRRS | S1 | S2 | S3 | S4 | S5 | S6 | S7 | S8 | S9 | S10 | S11 | S12 | S13 | S14 | S15 | SCORE | TIME | LAPTIME | 39 0 4:10:39 39 | 0 1 2 3 5 P | 54 14 7 4 11 0 | |
| | | 0 | 0 | 0 | 0 | 5 | 0 | 5 | 0 | 3 | 6 | 0 | 3 | 0 | 5 | 2 | L1 | 29 0 | 2:25:20 | | | | |
| | | 0 | 0 | 0 | 1 | 0 | 0 | 0 | 0 | 1 | 2 | 0 | 5 | 0 | 1 | 0 | 0 | L2 | 10 0 | | | | 1:45:19 |
| | 10 ANDORRA 207 LESTANG Jordi-Montesa 208 VALL Gaudi-Sherco 209 GABRIEL Jan-Beta | S1 | S2 | S3 | S4 | S5 | S6 | S7 | S8 | S9 | S10 | S11 | S12 | S13 | S14 | S15 | SCORE | TIME | LAPTIME | 43 0 4:26:56 43 | 0 1 2 3 5 P | 58 6 1 3 22 0 | |
| | | 0 | 0 | 0 | 5 | 0 | 0 | 5 | 0 | 5 | 5 | 6 | 1 | 0 | 10 | 0 | L1 | 37 0 | 2:38:46 | | | | |
| | | 0 | 0 | 0 | 0 | 0 | 0 | 0 | 0 | 0 | 0 | 0 | 0 | 3 | 0 | 3 | 0 | L2 | 6 0 | | | | 1:48:10 |
| | 11 FINLAND 255 HAAPANEN Jussi-Honda 256 MYOHANEN Timo-Honda 257 NURMIO Niko-Honda | S1 | S2 | S3 | S4 | S5 | S6 | S7 | S8 | S9 | S10 | S11 | S12 | S13 | S14 | S15 | SCORE | TIME | LAPTIME | 44 0 4:23:55 44 | 0 1 2 3 5 P | 56 10 4 4 16 0 | |
| | | 0 | 0 | 0 | 6 | 1 | 0 | 4 | 0 | 0 | 1 | 2 | 8 | 0 | 8 | 0 | L1 | 30 0 | 2:33:37 | | | | |
| | | 0 | 0 | 0 | 0 | 0 | 0 | 0 | 0 | 0 | 0 | 0 | 1 | 8 | 0 | 5 | 0 | L2 | 14 0 | | | | 1:50:18 |
| | 12 DENMARK 261 ANDERSEN Morten-TRRS 262 BRADE Mikkel-TRRS 263 OVERBY Alex-Beta | S1 | S2 | S3 | S4 | S5 | S6 | S7 | S8 | S9 | S10 | S11 | S12 | S13 | S14 | S15 | SCORE | TIME | LAPTIME | 66 0 4:19:39 66 | 0 1 2 3 5 P | 48 10 6 3 23 0 | |
| | | 0 | 0 | 1 | 10 | 0 | 0 | 2 | 0 | 2 | 7 | 10 | 6 | 0 | 7 | 0 | L1 | 45 0 | 2:32:25 | | | | |
| | | 0 | 0 | 0 | 0 | 0 | 0 | 1 | 0 | 0 | 10 | 0 | 5 | 0 | 5 | 0 | L2 | 21 0 | 1:47:14 | | | | |
| | 13 SWITZERLAND 228 LEUBA Louis-TRRS 229 PRETTALLI Noe-GASGAS 230 SCHNYER Christian-TRRS | S1 | S2 | S3 | S4 | S5 | S6 | S7 | S8 | S9 | S10 | S11 | S12 | S13 | S14 | S15 | SCORE | TIME | LAPTIME | 70 0 4:21:06 70 | 0 1 2 3 5 P | 40 6 3 8 33 0 | |
| | | 0 | 3 | 0 | 3 | 1 | 0 | 3 | 0 | 2 | 5 | 10 | 5 | 1 | 10 | 2 | L1 | 45 0 | 2:30:46 | | | | |
| | | 0 | 0 | 1 | 3 | 0 | 0 | 5 | 0 | 1 | 5 | 1 | 3 | 1 | 5 | 0 | L2 | 25 0 | 1:50:20 | | | | |
| | 14 CANADA 237 KING Sam-Beta 238 CORDY Kevin-Vertigo 239 WALTON Alex-TRRS | S1 | S2 | S3 | S4 | S5 | S6 | S7 | S8 | S9 | S10 | S11 | S12 | S13 | S14 | S15 | SCORE | TIME | LAPTIME | 131 0 4:23:49 131 | 0 1 2 3 5 P | 27 7 8 12 36 0 | |
| | | 0 | 2 | 2 | 10 | 4 | 0 | 5 | 0 | 8 | 10 | 10 | 10 | 10 | 10 | 6 | L1 | 87 0 | 2:32:38 | | | | |
| | | 0 | 1 | 3 | 8 | 0 | 0 | 5 | 0 | 2 | 8 | 7 | 6 | 0 | 3 | 1 | L2 | 44 0 | 1:51:11 | | | | |
| | 15 LATVIA 234 EINASS Kristers-TRRS 235 ALKSNIS Niks-Montesa 236 KILIS Kristaps-Scorpa | S1 | S2 | S3 | S4 | S5 | S6 | S7 | S8 | S9 | S10 | S11 | S12 | S13 | S14 | S15 | SCORE | TIME | LAPTIME | 149 0 4:16:38 149 | 0 1 2 3 5 P | 22 8 4 22 34 0 | |
| | | 0 | 4 | 6 | 10 | 5 | 0 | 6 | 0 | 3 | 10 | 10 | 8 | 6 | 10 | 8 | L1 | 86 0 | 2:26:16 | | | | |
| | | 0 | 3 | 4 | 8 | 2 | 0 | 8 | 0 | 0 | 10 | 8 | 8 | 0 | 10 | 2 | L2 | 63 0 | 1:50:22 | | | | |
| | 16 SLOVAKIA 264 KOLLAR Adam-GASGAS 265 SORDYL Simon-GASGAS | S1 | S2 | S3 | S4 | S5 | S6 | S7 | S8 | S9 | S10 | S11 | S12 | S13 | S14 | S15 | SCORE | TIME | LAPTIME | 155 0 4:18:06 155 | 0 1 2 3 5 P | 19 6 4 7 54 0 | |
| | | 0 | 2 | 6 | 10 | 8 | 0 | 8 | 0 | 10 | 7 | 10 | 10 | 7 | 10 | 6 | L1 | 94 0 | 2:28:35 | | | | |
| | | 0 | 3 | 3 | 5 | 0 | 1 | 7 | 1 | 4 | 8 | 5 | 8 | 5 | 10 | 1 | L2 | 61 0 | 1:49:31 | | | | |
| | 17 LUXEMBOURG 249 DALEIDEN Christian-GASGAS 250 GOERGEN Leo-GASGAS 251 MOUSEL Sven-TRRS | S1 | S2 | S3 | S4 | S5 | S6 | S7 | S8 | S9 | S10 | S11 | S12 | S13 | S14 | S15 | SCORE | TIME | LAPTIME | 167 0 4:14:08 167 | 0 1 2 3 5 P | 22 4 2 10 52 0 | |
| | | 0 | 5 | 10 | 10 | 5 | 0 | 10 | 0 | 8 | 10 | 10 | 8 | 6 | 10 | 10 | L1 | 102 0 | 2:28:56 | | | | |
| | | 0 | 0 | 3 | 10 | 0 | 0 | 8 | 0 | 4 | 10 | 10 | 8 | 1 | 6 | 5 | L2 | 65 0 | 1:45:12 | | | | |
| | 18 GREECE 258 PAGONIS Angelos ioannis-Vertigo 259 DIAMANTIDIS Georgios-GASGAS 260 KARETSOS Eleftherios-Montesa | S1 | S2 | S3 | S4 | S5 | S6 | S7 | S8 | S9 | S10 | S11 | S12 | S13 | S14 | S15 | SCORE | TIME | LAPTIME | 255 0 4:12:36 255 | 0 1 2 3 5 P | 6 3 2 3 76 0 | |
| | | 0 | 10 | 10 | 10 | 10 | 0 | 10 | 6 | 10 | 10 | 10 | 10 | 10 | 10 | 10 | L1 | 126 0 | 2:38:27 | | | | |
| | | 0 | 10 | 10 | 10 | 10 | 5 | 10 | 4 | 10 | 10 | 10 | 10 | 10 | 10 | 10 | L2 | 129 0 | 1:34:09 | | | | |

OFFICIAL FINAL CLASSIFICATION

25/09/2022 - 17:00 - PAGE 2

POS NATION/RIDERS

SECTION SCORES (2 best riders)

SCORE TIME RUNTIME TOTAL